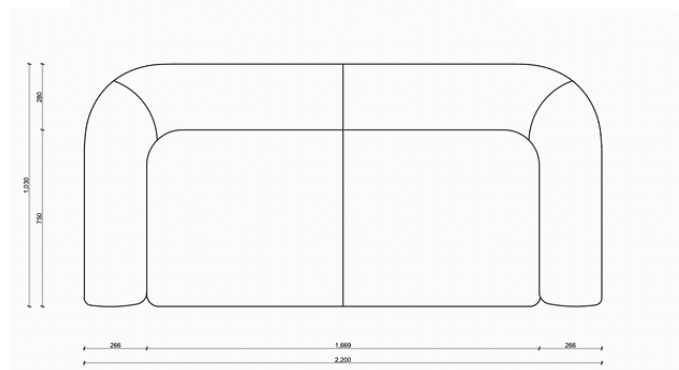

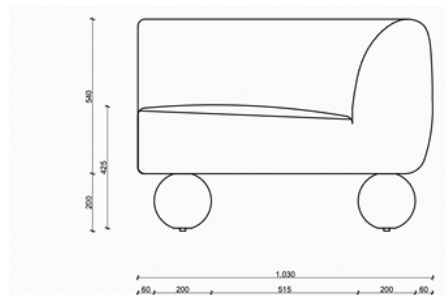


# SPHERE SOFA

## Spec sheet



### SIZE

H 740 x W 970 x D 830mm  
SEAT HEIGHT 420mm

### PACKAGING SIZE

H800 x W1000 x D900mm

### WEIGHT

50kgs

### ASSEMBLY

Comes fully assembled

### CONSTRUCTION

Body: Pine and plywood solid wood frame with high density foam, 100% cotton inner cover. The elements are joined together by a steel coupling system. Legs: Ash solid wood. Seat cushions and back: high density foam, 100% cotton inner cover.

### FABRIC

This soft-touch fabric features a stonewashed look that creates a textured appearance – its chenille yarn offers a plush, multi-tonal finish which is perfect for upholstery applications. With the added benefit of Halo easy-clean characteristics and FR (fire rating) testing, this fabric's durable, washable and soft textured finish is ideal for creating comfortable upholstery and is also suitable for heavy commercial applications. RATING: Heavy commercial with ASI530.3 fire rating. Washable, Halo easy-clean.

# SPHERE SOFA

## Care guide

### FABRIC MAINTENANCE

#### **Use a fabric protector**

Get a professional to apply a fabric protector spray to help repel stains and spills – we recommend Microseal, [www.microseal.co.nz](http://www.microseal.co.nz)

#### **Vacuum regularly**

Use a clean vacuum with an upholstery attachment to remove dust and debris. Vacuum the chair once a week to prevent dirt from settling into the fabric.

#### **Avoid direct sunlight**

Keep the furniture out of harsh direct sunlight to prevent the fabric from fading. All fabrics fade and wear over time especially in direct sunlight. Use curtains or blinds to shield the furniture if it's near a window.

#### **Professional cleaning**

Consider professional upholstery cleaning every 12 months, especially if the chair is heavily used or has tough stains.

#### **Spot clean spills immediately**

In some cases spot cleaning can cause discolouration of the fabric. We recommend gentle blotting of stains then professional cleaning as soon as possible after. Use a clean, white cloth to blot (not rub) any spills immediately. Press gently to absorb as much liquid as possible. Dampen a clean cloth with lukewarm water and gently blot the stained area. Avoid soaking the fabric. Dampen another clean cloth with plain water and blot the area to remove any residue. Blot with a dry towel to remove excess moisture.

#### **Avoid harsh chemicals**

Do not use bleach, ammonia, fragrance sprays, or harsh chemical cleaners on the fabric, as they can cause discoloration or damage.

### WOOD MAINTENANCE

#### **Dust frequently**

Use a soft, lint-free cloth to dust the furniture regularly. Avoid using abrasive cloths or pads that can scratch the surface.

#### **Cleaning**

Dampen a soft cloth with lukewarm water and gently wipe the wood. Avoid soaking the wood; use as little water as necessary. Dry the surface immediately with a clean, dry cloth.

#### **Avoid harsh sunlight**

Protect the furniture from prolonged exposure to hot direct sunlight, which will cause fading in natural materials including wood.

#### **Blot spills immediately**

Use a soft, absorbent cloth to blot (not rub) spills as soon as they occur. Ensure the area is thoroughly dried to prevent water damage. For stubborn stains, consider using a specialized wood cleaner or consulting a professional for a specialist wood clean. Do not use harsh cleaners, solvents, or abrasive materials on wood furniture, as they can damage the finish and wood.

### WARRANTY

The furniture has a 3-year warranty. Please make sure you keep your invoice or receipt. Excluded from the warranty are: Regular wear and tear, damages and discolouration of upholstery fabric. Creasing, colour and structure variations and other irregularities, which are part of the natural characteristics of fabrics and wood. Damages caused by improper use, inadequate or incorrect maintenance, or repairs/cleaning carried out.